



Server Rack 19" Free Standing Heavy Duty Type Cabinet
H: 32U-47U W: 600 D: 1200

- Heavy duty construction with welded frames
- Single side panel up to 36U and U-height above 36U removable and lockable divided side panels
- Optional fan-units into the roof or 19inch rack mount type fan unit or vertical Fan units for rear door
- 4 qty 19" mounting rails are adjustable throughout the entire depth of the cabinet, multi folded 2.00 mm thickness
- High loading capacity (1500 kg)
- Ready assembled construction
- Curved perforated front door (4 point locked)
- Hinged, flat perforated double opening rear door (3 point locked)

List Code: SVRK xxU 6012 CC 561

Technical Data

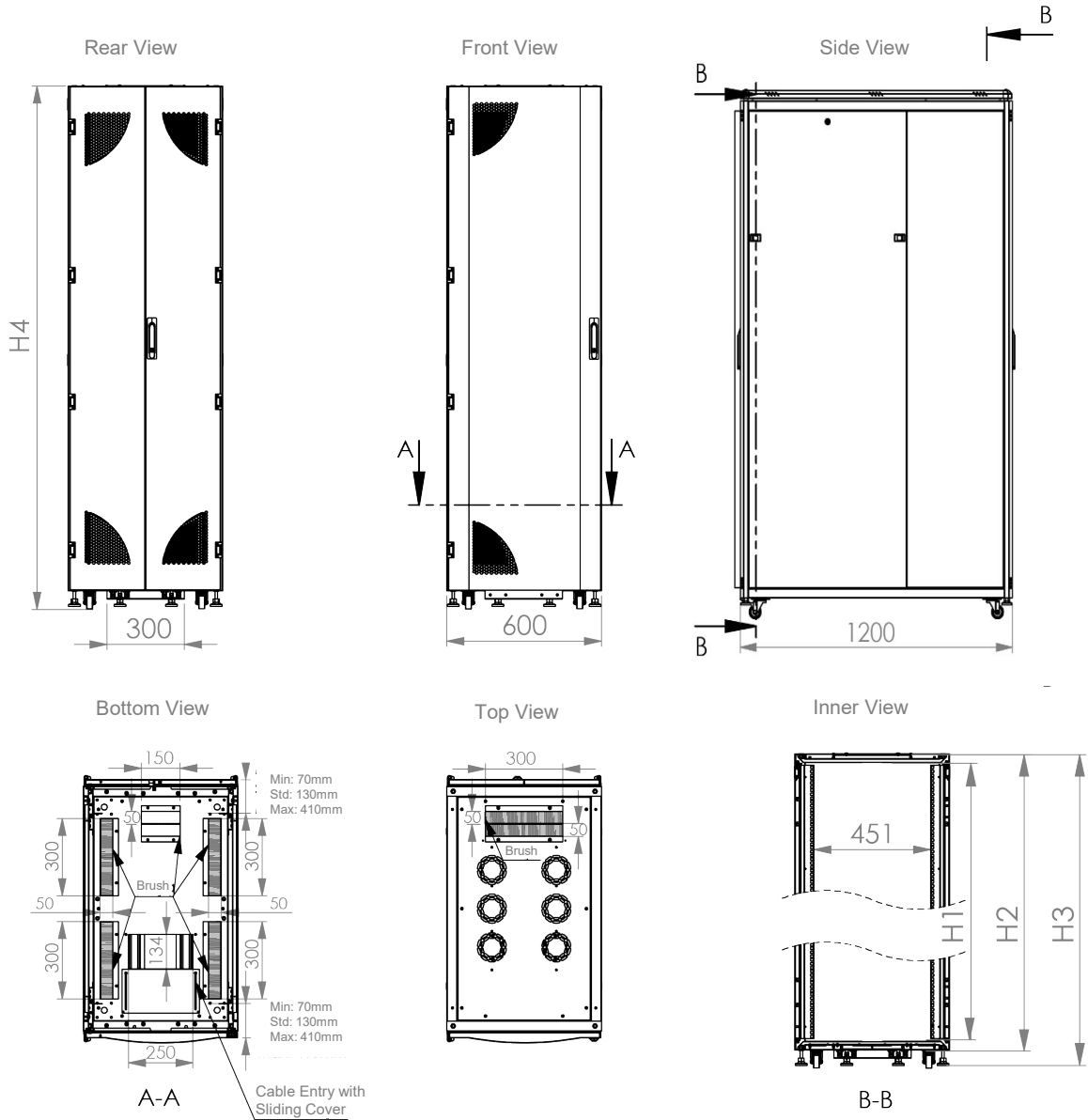
Dimensions HxWxD in mm	H: 1958 mm W: 600 mm D: 1200 mm <i>(Check 2nd page for different height options)</i>
Height in U	xxU
Color	<i>RAL 9005 Black color = SVRK xxU 6012 BL 561 or RAL 7035 L. gray color = SVRK xxU 6012 LG 561</i>
Grounding continuity	In accordance with the standard EN 61587-1: 2012 / EN 61010-1 / IEC 60917- IEC 60297
Standards	ISO9001-2015 TS EN 61587-1 TS EN 61587-2 CE According the IEC/ISO 17050 – EN 60335-1

Mechanical Characteristics

Material	Sheet Steel, DIN EN 10130-99 / DC-01 6112 / DC-7122
Inside height in mm	1870, 10
Outside height in mm	1958
Load Carrying Capacity	1500 kg/ 1763 lbs
IP rating	IP20

We are responding the needs of users with choice of 5 different height dimensions.

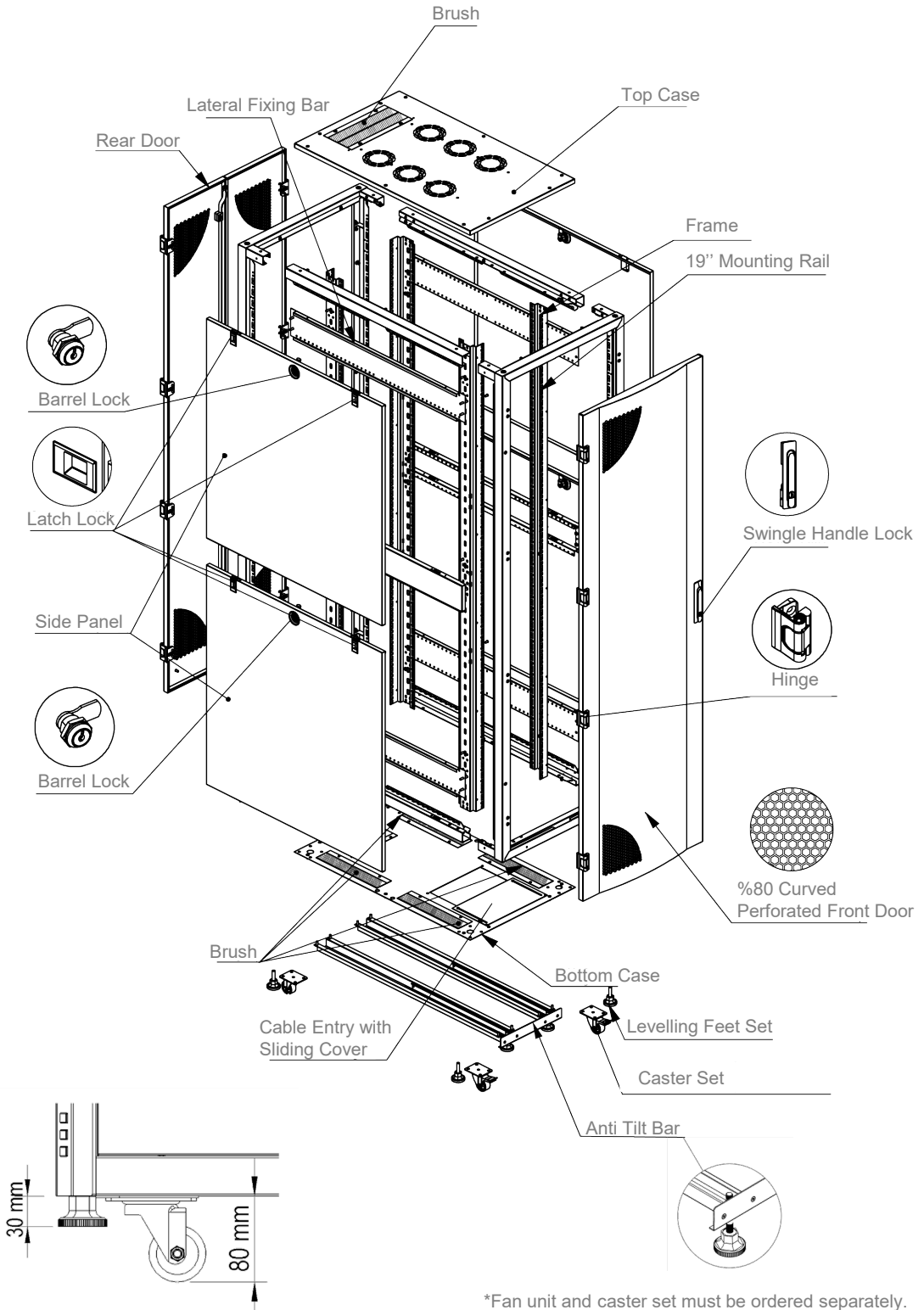
Height: 32U–36U–42U–45U-47U
Width: 600 mm
Depth: 1200 mm



Server Rack 600 x 1200 mm

Product Code	Product Description	Width (W) mm	Depth (D) mm	H:1 Inner Height (mm)	H:2 Out Height (mm)	H:3 Out height with levelling feet	H:4 Out height with caster set
SVRK32U6012CC561	Server Rack 19" 32U W:600 mm D:1200 mm	600	1200	1159	1246,8	1277	1327
SVRK36U6012CC561	Server Rack 19" 36U W:600 mm D:1200 mm	600	1200	1603	1691,3	1721	1771
SVRK42U6012CC561	Server Rack 19" 42U W:600 mm D:1200 mm	600	1200	1870	1958	1988	2038
SVRK45U6012CC561	Server Rack 19" 45U W:600 mm D:1200 mm	600	1200	2003	2091,3	2121	2171
SVRK47U6012CC561	Server Rack 19" 47U W:600 mm D:1200 mm	600	1200	2092	2180,2	2210	2260

Exploded View



VENTILATION OPTIONS

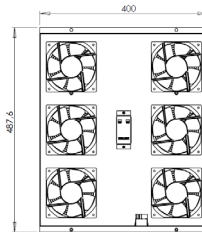
Quick-change fan trays that can be accessed without removing the cabling or the device from the rack

Server Rack; Roof panel has been designed for ventilation module which can be detached by removing 4 pcs screws from the top in case of maintenance or replacement needs.

STANDARDS: EMC EN55032:2015 & LVD IEC 62368-1:2018

Power Characteristics

Voltage range	220/240
Freq Hz	50/60
Current (A)	0,14A
Power W	22
Speed RPM	2700/3000
Noise level in (dB)	40/47dB
Air flow M3/Hr & CFM	133/162 & 82/95

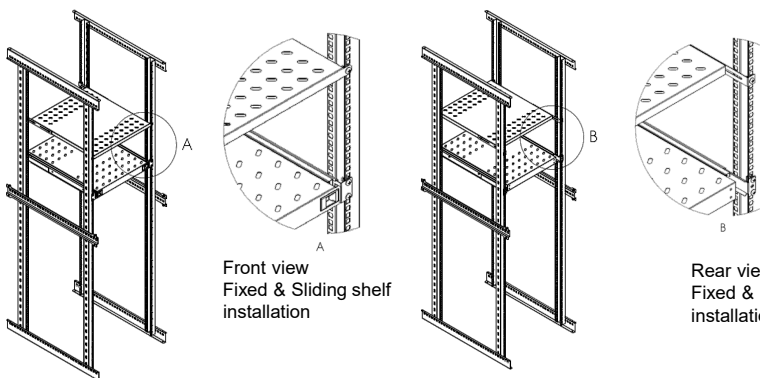


Compatible Fan Units

PACCELFN602	Ventilation unit with 2 Fans+with On/Off switch control
PACCELFN604	Ventilation unit with 4 Fans+with On/Off switch control
PACCELFN606	Ventilation unit with 6 Fans+with On/Off switch control
PACCELFN6T2	Ventilation unit with 2 Fans+Analog Thermostat
PACCELFN6T4	Ventilation unit with 4 Fans+Analog Thermostat
PACCELFN6T6	Ventilation unit with 6 Fans+Analog Thermostat
PACCELFN6DT2	Ventilation unit with 2 Fans+Digital Thermostat
PACCELFN6DT4	Ventilation unit with 4 Fans+Digital Thermostat
PACCELFN6DT6	Ventilation unit with 6 Fans+Digital Thermostat

Note: compatible with all 19inch rack mount Fan units

SHALVES



FIXED /SLIDING SHELVES LOAD CARRYING CAPACITIES

- Fixed shelf: 50 kg/ 110 lbs
- Sliding shelf: 25 kg/ 55 lbs

Compatible Shelves

PACCRKSR12	1/2U Fixed Shelf - 1200 mm Depth Cabinets
PACCRKSR12HD	1U Fixed Shelf - 1200 mm Depth Cabinets (Heavy Duty Type)
PACCRKHR12	Sliding Shelves 1200 mm Depth Cabinets
PACCRKHR12HD	Sliding Shelves 1200 mm Depth Cabinets (Heavy Duty Type)

Note: compatible with all modern shelves

HEAVY DUTY TYPE FIXED /SLIDING SHELVES LOAD CARRYING CAPACITIES


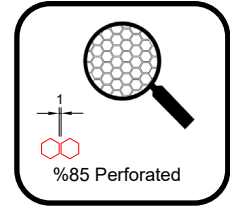
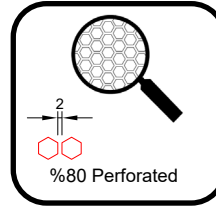
- HD Fixed shelf: 100 kg/ 220 lbs
- HD Sliding shelf: 66 kg/ 145 lbs

*Important: Fan units and shelves are not including, please order separately.

**SERVER RACK
OPTIONS**

Institutional Coding Initial Character	U Height	Width-Depth Dimension	Color Code		Door Options		
					X	X	X
					Front Door	Rear Door	Side Panel
AAAA	XXU	WWDD	CC				
SVRK	26U	6010	RAL 7035 WRY	LG	1	1 Hinged Metal Single Opening Rear Door	0 No Side Panels
	36U	8010	RAL 9005 WRY	BL	2	2 Hinged Metal Double Opening Rear Door	1 Removable Side Panel
	42U				3 Hinged %85 Curved Perforated Single Opening Front Door	3 Hinged %85 Curved Perforated Single Opening Rear Door	2 Removable Side Panel with Louver
	45U				4 Hinged %85 Flat Perforated Double Opening Front Door	4 Hinged %85 Flat Perforated Double Opening Rear Door	
	47U				5 Hinged %80 Curved Perforated Single Opening Front Door	5 Hinged %80 Curved Perforated Single Opening Rear Door	
					6 Hinged %80 Flat Perforated Double Opening Front Door	6 Hinged %80 Flat Perforated Double Opening Rear Door	
					7 Hinged Metal Single Opening Front Door	7 Hinged Glass Single Opening Rear Door Metal Side Frames	
					8 Hinged Metal Double Opening Front Door	9 Hinged %80 Flat Perforated Single Opening Rear Door	
					9 Hinged %80 Flat Perforated Single Opening Front Door	1 Hinged Metal Single Opening Rear Door	
					A Hinged Full Framed Glass Single Opening Front Door	A	
					B Hinged %85 Flat Perforated Single Opening Front Door	B	
					C	C	


SERVER RACK
FRONT DOOR OPTIONS



3
Hinged %85 Curved
Perforated Single
Opening Front Door



4
Hinged %85 Flat
Perforated Double
Opening Front Door



5
Hinged %80 Curved
Perforated Single
Opening Front Door



6
Hinged %80 Flat
Perforated Double
Opening Front Door



7
Hinged Metal
Single Opening
Front Door



8
Hinged Metal
Double Opening
Front Door



9
Hinged %80 Flat
Perforated Single
Opening Front Door

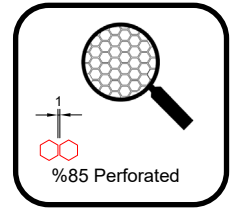
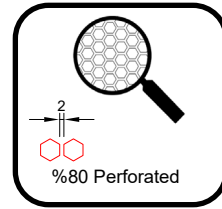


A
Hinged Full Framed
Glass Single
Opening Front




B
Hinged %85 Flat
Perforated Single
Opening Front Door


**SERVER RACK
REAR DOOR OPTIONS**



1
Hinged Metal Single
Opening Rear Door




2
Hinged Metal
Double Opening
Rear Door



3
Hinged %85 Curved
Perforated Single
Opening Rear Door



4
Hinged %85 Flat
Perforated Double
Opening Rear Door




5
Hinged %80 Curved
Perforated Single
Opening Rear Door



6
Hinged %80 Flat
Perforated Double
Opening Rear Door

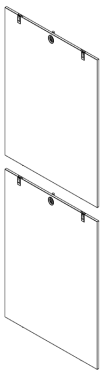


7
Hinged Glass Single
Opening Rear Door
Metal Side Frames



9
Hinged %80 Flat
Perforated Single
Opening Rear Door

**SERVER RACK
SIDE PANEL OPTIONS**

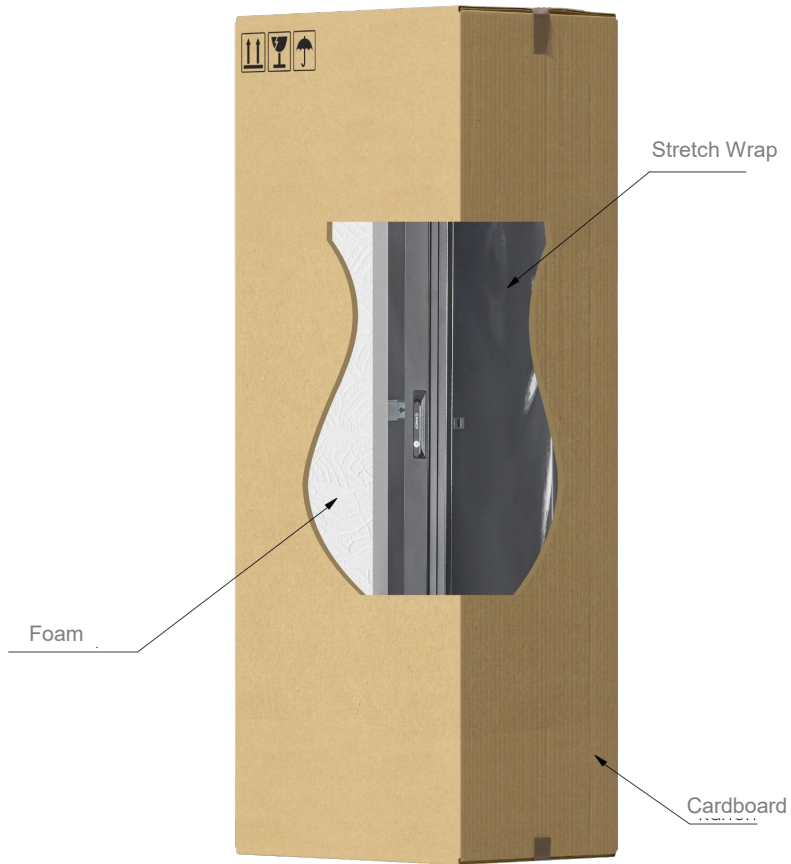


1
Removable Side
Panel



2
Fixed Side Panel

Packaging



SERVER RACK 600 x 1200 mm		ASSEMBLED PACKING INFORMATION		
Product Code	Product Description	WxDxH (mm)	Net Weight (kg)	Gross Weight (kg)
SVRK32U6012CC561	Server Rack 19" 32U W:600 mm D:1200 mm			
SVRK36U6012CC561	Server Rack 19" 36U W:600 mm D:1200 mm			
SVRK42U6012CC561	Server Rack 19" 42U W:600 mm D:1200 mm			
SVRK45U6012CC561	Server Rack 19" 45U W:600 mm D:1200 mm			
SVRK47U6012CC561	Server Rack 19" 47U W:600 mm D:1200 mm			

***The information given in the table above are average values and are for informational purposes only. It may vary according to accessories and door options. Please contact our sales consultant for the exact information of your orders.*

TECHNICAL SPECIFICATIONS

PROTECTION INDEX

- IP20 According to IEC 61587-1:2016 / IEC 61587-2:2011 / IEC 61587-3:2013
- IEC 60529
- IP20

MECHANICAL PERFORMANCE

- EN 61587-1 5.2.1 / 5.2.3
- Static mechanical load test (Performance level SL 12)
- Stiffness test (Performance level ST5)
- Dynamic mechanical load test (Performance level DL4V)
- Resonance point detection test Duration of the test at each frequency was 10 minutes
- Vibration test (Sinus-IEC 60068-2-6:Fc; 2007)
- Shock test (IEC 60068-2-27: Ea; 1987) Performance level DL4S
- Impact test (IEC 60068-2-75: Eh; 2014) (Performance level IK07)
- Permissible load carrying capacity: 1505 kg

CLIMATIC TESTS (Performance level C2)

- Cold (IEC 60068-2-1:2007; Ab) Temperature of the exposure: -25°C +/-3°C
- Dry heat (IEC 60068-2-2:2007; Bd) Temperature of the exposure: +70°C +/-2°C
- Damp heat cyclic (IEC 60068-2-30:2005; Db); (cyclic 2x), variant 2

INDUSTRIAL ATMOSPHERE (Performance level A2)

- Salt mist test IEC 60068-2-11
- Salt Spray Test TS EN ISO 9227
- Sulphur dioxide test and hydrogen sulphide test (IEC 60068-2-42, IEC 60068-2-43 and IEC 60068-2-49)

GROUNDING CONTINUITY

EN 61587-1 / EN 61010-1

- The continuity of the protection circuit is in accordance with the standard regulations. The measured resistance was less than 0.1 Ohm.

STANDARDS

1. **ISO9001-2008** Quality management system must be used in the production of 19" Rack cabinets
2. 19" Rack Cabinets must have a **TSE Certificate IEC 61587-1:2016, IEC 61587-2:2011, IEC 61587-3:2013**
3. **IEC60917 – IEC 60297** standards
4. **CE** According the **IEC/ISO 17050 – EN 62208:2011 & EN 60335-1**
5. In addition, all of the main and auxiliary materials used in the manufacturing process must comply with the following standards

SHEET METAL: TS EN ISO 9001:2008; TS EN 10130:2006; DIN EN 1030- EQV; BS EN 1030-EQV; NF A36-401

ELECTROSTATIC POWDER PAINT: ISO 9001:2015 ASTM D523; ASTM D2794; DIN EN ISO 2811-1; ASTM D1186/D1400;

Ral: 9005 or Ral: 7035

VENTILATION UNITS (Fan Unit) EMC EN55032:2015 & **LVD** IEC 62368-1:2018

CONNECTION COMPONENTS (screw, nut, washer etc.) TS EN ISO 7045; TS EN ISO 4032; RoHS IEC 62321

CASTER SET TS EN 12532, TS EN 12533, RoHS IEC 62321:2008

LOCKS SYSTEMS DIN-EN ISO 1043-1 PA6 GFR 30; DIN-EN 1774-ZnAl4Cu1

TECHNICAL SPECIFICATIONS

Documents; Manufacturer company, ISO 9001:2015 quality assurance system and EN 61587-1 15.01.2018 in the production of 10" cabinets.(Mechanical structures for electronic equipment) standards and submitted in the tender dossier.

In this specification, technical, mechanical features and requirements of a minimum 42U height W: 800 mm Network and W: 600 mm hosting cabinet to be used for hosting IT equipment are defined. The cabinet system must comply with IEC 60297 or EIA-310-D Standard and industry standards for 19" cabinet mounted equipment. The main elements of the cabinet should be assembled in the factory and it should be ready for the user's electronic IT equipment assembly in the field.

This specification covers the supply of rack cabinets to new system rooms, in-cabinet accessories and cold corridor projects. It describes the technical and general features of the products to be used.

Main Profile Structure; The cabinet should have a loading capacity of 1500 kg considering that it carries a large number of active and passive equipment. The frame should be mono-block welded, and the depth profiles should be plug-in and should also be suitable for disassembled shipment.

Main Frame and Profile Structures (x, y, z); are manufactured to provide strength EN 61587-1 / 5.2.1 and 5.2.2, resistance to external impacts EN 61587-1 / 5.3.3, cross dynamic load, vibration and mechanical at depth. It should be in a structure suitable for impact.

Dimensions; It must comply with IEC 60297 standard, the cabinets must have internal using "U" capacity (26U, 36U, 42U, 45U, 47U). It should provide the dimensions from outside to outside; W: 600 or W: 800 D:1200 mm.

Bottom Case; should be designed with different cable entries and closures according to the need. W:600 mm cabinets have to has 1 qty 134x250 mm cable entry with sliding cover, 2 qty 50x150 mm and 4 qty 50x300 mm brushed cable entries. It should be supported with a durable floor fixing kit that provides fixing to the floor.

Top Case; should be designed with different cable entries and closures according to the need W: 600 mm cabinets have to has 2 qty 50x3000 mm brushed cable entries.

Front door; must have a single handle lock mechanism that can be locked with it is 4 point locking mechanism. There will be a minimum of 4 hinges on each door to ensure maximum security. Doors should be able to be opened at least 180° in order not to affect the assembly area. Front door must be curved structure that allows high-flow performance for optimum front to rear airflow to keep equipment cool.

Rear Door; must have a single handle lock mechanism that can be locked with it is 3 point locking mechanism It should have a flat 80% perforated, double opening to the right and left, removable and lockable. In order to provide maximum security, the hinge system should have a total of 8 qty, at least 4 on the right and 4 on the left, on each door. Doors should be able to be opened at least 180° in order not to affect the assembly area.

Side Panel; should have an open-able, removable and lockable structure. It should be manufactured as 1qty in 26U and 32U dimensions, and 2 qty facilitating access in 36U, 42U, 45U and 47U dimensions, and two separate horizontal sections. There should be a support part between the two compartment panels. The support part must be independent of the panels. It should ensure durability.

Paint; Cabinets will provide high resistance against impacts; It should be painted with electrostatic RAL9005 black powder paint or RAL7035 white powder paint. (ISO 9001:2015). It should withstand 1000 hours of salt test and test result reports should be documented. (TS EN 60068-2-11). On metal surfaces; Paint thickness of 80 +/- 5 microns should be provided and ASTM D523; ASTM D2794; DIN EN ISO 2811-1; ASTM D1186/D1400; It must be RAL9005 or RAL7035 and the results must be documented by TSE.